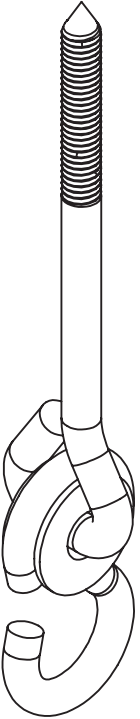


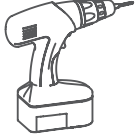

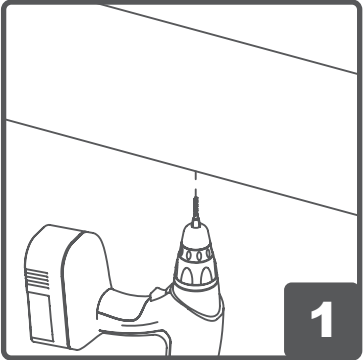


# Installation Guide

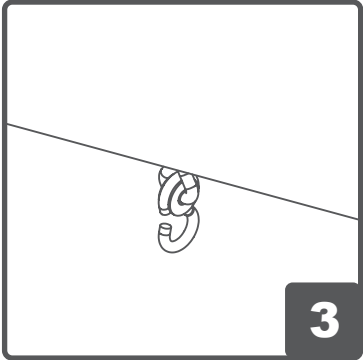
## 4"x 5/16" Nylon Bushing Swing Hanger for Wood (SSS-0090-P)

Part List	Tools				
 <p>X2</p>		 <p>Gloves</p>	 <p>Safety Glasses</p>	 <p>Electric drill</p>	 <p>Dia 6 mm Drill</p>



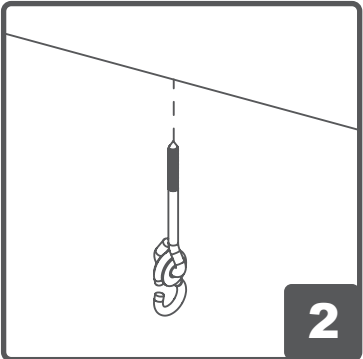
**1**

Pre-drill bottom hole 90mm through.



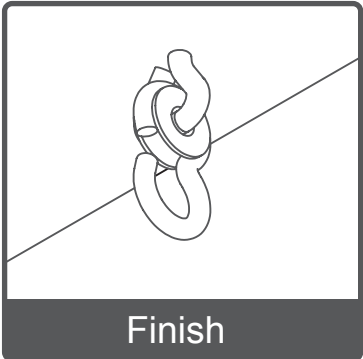
**3**

Fasten the bolt.



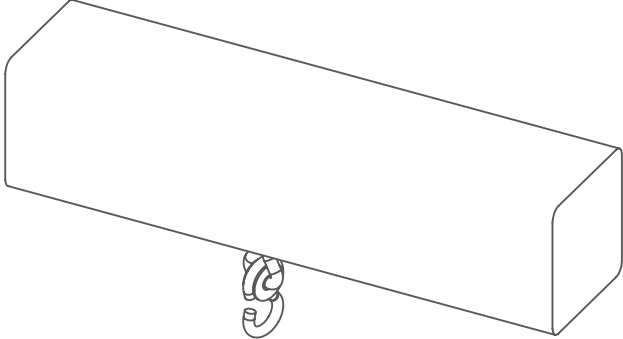
**2**

Put the screw through the hole.

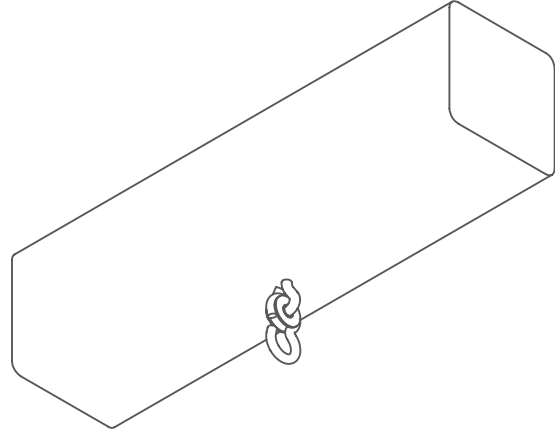


**Finish**

\*Entire shaft of the swing hanger, including the none threaded part, must be completely inside wood up to the pivot as shown in the picture.



Finish



Finish

By accepting this product you are agreeing to Swing Set Stuff Inc.'s terms and conditions. You can review the terms and conditions at [www.swingsetstuff.com/terms-conditions/](http://www.swingsetstuff.com/terms-conditions/) Product Instructions are provided by the manufacturer for the convenience of the customer. Swing Set Stuff Inc. does not make any representations or warranties about any product instructions that may be included in customer's shipment or downloaded from Swing Set Stuff Inc.'s website. Any such product instruction is made available independent of Swing Set Stuff Inc. A copy of the product instructions can be found on [www.swingsetstuff.com/product-instructions/](http://www.swingsetstuff.com/product-instructions/).